



## DeRoyal PROlign®

Single Patient Use Only • Rx Only



### IMPORTANT INFORMATION

Please read all instructions before use.

### INTENDED USE

Used for lower lumbar strains and sprains, proprioceptive feedback, postural control and reinforcement of proper body ergonomics.

### INDICATIONS

Mild low back pain, lumbar muscle weakness, lumbar strain or sprain, and mechanical or discogenic lumbar pain.

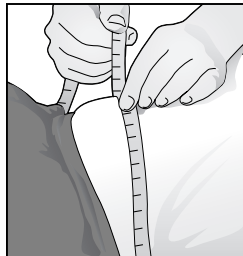
### PRECAUTIONS

- This product is to be fitted initially by a physician (or properly licensed practitioner) who is familiar with the purpose for which they are responsible. The physician or practitioner is responsible for providing wearing instructions and precautions to other healthcare practitioners, care providers involved in the patients' care and the patient.
- Consult your physician (or properly licensed practitioner) immediately if you experience sensation changes, unusual reactions, swelling or prolonged pain while using this product.
- Follow the instructions of your physician (or properly licensed practitioner) for length and duration of use.


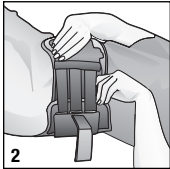

### SIZING

Waist circumferential measurement

X-Small	25" – 30"
Small	30" – 35"
Medium	35" – 40"
Large	40" – 45"
X-Large	45" – 50"
XX-Large	50" – 55"



### DIRECTIONS FOR USE

1. While in a standing position, place compression orthosis so that the plastic piece is centered in the low back area. Loosely secure side Velcro® closure attachments. 
2. Next, patient should lie in a supine position with their knees comfortably bent (flexed) and their hips parallel with their shoulders. Adjust the side closure attachments making sure they are symmetrical to one another and are equal distance from the center. 
3. At each side of the compression orthosis, the patient will find two dynamic slide Velcro® pull straps. While still in the supine position, patient should pull each strap forward at the same time to tighten the brace evenly and to prevent any torque to the lumbar area of the spine. Once a comfortable level of compression is achieved, secure the pull straps onto the front panel of the brace. This compression is totally adjustable and can be released or tightened depending on the activity. 


### CARE INSTRUCTIONS

Remove inserts from front and back panels. Hand wash in cool water with a mild liquid soap. Do not use strong detergents or bleaches as they may be harmful to the elastic. Thoroughly rinse and blot excess water from support with a clean towel. Carefully stretch support into its normal shape and lay flat to dry. Ironing or automatic dryers will deteriorate elastic.



## DeRoyal Prolign™

Single Patient Use Only • Rx Only



### IMPORTANT INFORMATION

Please read all instructions before use.

### INTENDED USE

Used for lower lumbar strains and sprains, proprioceptive feedback, postural control and reinforcement of proper body ergonomics.

### INDICATIONS

Mild low back pain, lumbar muscle weakness, lumbar strain or sprain, and mechanical or discogenic lumbar pain.

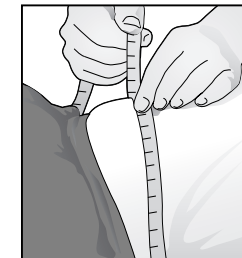
### PRECAUTIONS

- This product is to be fitted initially by a physician (or properly licensed practitioner) who is familiar with the purpose for which they are responsible. The physician or practitioner is responsible for providing wearing instructions and precautions to other healthcare practitioners, care providers involved in the patients' care and the patient.
- Consult your physician (or properly licensed practitioner) immediately if you experience sensation changes, unusual reactions, swelling or prolonged pain while using this product.
- Follow the instructions of your physician (or properly licensed practitioner) for length and duration of use.


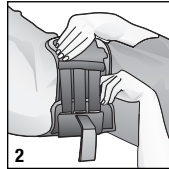
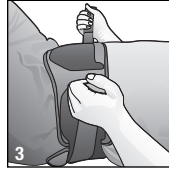
### SIZING

Waist circumferential measurement

X-Small	25" – 30"
Small	30" – 35"
Medium	35" – 40"
Large	40" – 45"
X-Large	45" – 50"
XX-Large	50" – 55"



### DIRECTIONS FOR USE

1. While in a standing position, place compression orthosis so that the plastic piece is centered in the low back area. Loosely secure side Velcro® closure attachments. 
2. Next, patient should lie in a supine position with their knees comfortably bent (flexed) and their hips parallel with their shoulders. Adjust the side closure attachments making sure they are symmetrical to one another and are equal distance from the center. 
3. At each side of the compression orthosis, the patient will find two dynamic slide Velcro® pull straps. While still in the supine position, patient should pull each strap forward at the same time to tighten the brace evenly and to prevent any torque to the lumbar area of the spine. Once a comfortable level of compression is achieved, secure the pull straps onto the front panel of the brace. This compression is totally adjustable and can be released or tightened depending on the activity. 

### CARE INSTRUCTIONS

Remove inserts from front and back panels. Hand wash in cool water with a mild liquid soap. Do not use strong detergents or bleaches as they may be harmful to the elastic. Thoroughly rinse and blot excess water from support with a clean towel. Carefully stretch support into its normal shape and lay flat to dry. Ironing or automatic dryers will deteriorate elastic.



**WARRANTY**

DeRoyal products are warranted for ninety (90) days from the date of shipment from DeRoyal as to product quality and workmanship. DERoyal'S written warranties are given in lieu of any implied warranties, including warranties of merchantability or fitness for a particular purpose.



**Manufacturer**  
DeRoyal  
200 DeBusk Lane, Powell, TN 37849 U.S.A.  
888.938.7828  
865-938-7828

Part# 0-1415  
Revised 7/08  
©2008 DeRoyal. All Rights Reserved.



**WARRANTY**

DeRoyal products are warranted for ninety (90) days from the date of shipment from DeRoyal as to product quality and workmanship. DERoyal'S written warranties are given in lieu of any implied warranties, including warranties of merchantability or fitness for a particular purpose.



**Manufacturer**  
DeRoyal  
200 DeBusk Lane, Powell, TN 37849 U.S.A.  
888.938.7828  
865-938-7828

Part# 0-1415  
Revised 7/08  
©2008 DeRoyal. All Rights Reserved.